








Moist Clay

ALL COLORS ARE CLOSE REPRESENTATIONS

| EARTHENWARE Low Fire Clays Firing range Cone 06-04 Denotes Clays Manufactured by Mile Hi Ceramics | Oxidation Color | Reduction Color |
|---|--|------------------------|
| CT-3 CWCT3 Cone 06-2 Our most popular low fire white earthenware. CT-3 is a smooth, strong, very plastic, white earthenware clay body that is excellent for school use, especially elementary age. It is also used for taxidermy clay Texture-Smooth, Shrinkage-9% |  White | Not Recommended |
| CT-3 Grog CWCT3G Cone 06-2 Our most popular low fire white earthenware with Grog. CT-3 is a slightly sandy, strong, plastic, white earthenware clay body that is excellent for school use, especially elementary age. CT3 grog is ideal for larger sculpture and tiles. Texture-Slightly Coarse, Shrinkage-9% |  White | Not Recommended |
| CT3 - P'Clay CWCT3PC Cone 06-2 Extend your working time by allowing your P'Clay pieces to dry, then re-wet and work again. Stronger greenware allows for large pieces & a lighter weight after firing. Take CT3 P'Clay beyond normal limits. Texture-Smooth, Shrinkage-9% |  White | Not Recommended |
| Red Rock Red CWREDR Cone 06-04 A smooth terra cotta earthenware that is excellent for coil, slab, or throwing. Texture-Smooth, Shrinkage-8% |  Terra Cotta | Not Recommended |
| Red Rock Red Grog CWREDRG Cone 06-04 Same as Red Rock Red but with 30 mesh grog added to permit larger projects, excellent for Sculptors Texture- Slightly Coarse, Shrinkage-8% |  Terra Cotta | Not Recommended |
| S-Red CWSRED Cone 06-04 NEW A variation of the very popular Stan anderson low fire red clay body. S-Red is smooth with just a hint of texture. | | Not Recommended |
| S-Red Grog CWSREDG Cone 06-04 NEW A variation of the very popular Stan anderson low fire red clay body. S-Red Grog has just enough grog to make it a little more suitable for large projects than it's smooth counterpart. | | Not Recommended |
| Willow CWWILL Cone 06-04 Formulated to be very compatible with all commercial low fire color companies without crazing. It is very plastic, smooth, and bright white. Texture-Smooth, Shrinkage-9% |  White | Not Recommended |
| Willow Grog CWWILLG Cone 06-04 Same as Willow but with grog added, for large items and tiles. Texture-Slightly coarse, Shrinkage-9% |  White | Not Recommended |







| Pricing for EARTHENWARE - Firing range Cone 06-04 | | | | | | | |
|--|---------|-------|-------|--------|--------|---------|---------|
| Name | Cat Ref | 25 lb | 50 lb | 100 lb | 500 lb | 1000 lb | 2000 lb |
| CT3 | CWCT3 | 11.40 | 19.00 | 32.60 | 151.50 | 253.00 | 456.00 |
| CT-3 Grog | CWCT3G | 11.75 | 19.60 | 33.60 | 156.50 | 261.00 | 470.00 |
| CT-3 P'Clay | CWCT3PC | 14.25 | 24.65 | 42.30 | 197.00 | 329.00 | 592.00 |
| Red Rock Red | CWREDR | 14.35 | 23.90 | 41.00 | 191.00 | 319.00 | 574.00 |
| Red Rock Grog | CWREDRG | 14.25 | 24.65 | 42.30 | 197.00 | 329.00 | 592.00 |
| S-Red | CWSRED | 15.50 | 25.80 | 44.30 | 206.00 | 344.00 | 620.00 |
| S-Red Grog | CWSREDG | 16.75 | 28.30 | 49.30 | 216.00 | 364.00 | 660.00 |
| Willow | CWWILL | 11.50 | 19.15 | 32.80 | 153.00 | 255.00 | 460.00 |
| Willow Grog | CWWILLG | 11.75 | 19.60 | 33.60 | 156.50 | 261.00 | 470.00 |

Clays may be combined for quantity pricing Shrinkage & Absorption rates may vary

















Moist Clay

ALL COLORS ARE CLOSE REPRESENTATIONS

| RAKU Low fire Clays Firing range Cone 06  Denotes Clays Manufactured by Mile Hi Ceramics | Oxidation Color | Reduction Color |
|--|---|------------------------|
|  2002 CW2002 Cone 06 Raku, developed by Bob Smith - 2002 is medium coarse, white, very strong raku clay, with great thermal quality Texture-Coarse, Shrinkage-8%  2002 Grog CW2002G Cone 06 2002 with Grog for a medium to coarse texture & extra strength Texture - Coarse, Shrinkage-8% |  White | Raku Fire |
|  Kyan Raku CWKYAN Cone 06 A very plastic, great Raku made with Kyanite which provides great thermal qualities. Texture-Medium Coarse, Shrinkage-9% |  OffWhite | Raku Fire |

| Pricing for RAKU - Low Fire Clays | | | | | | | |
|--|---------|-------|-------|---------------------------------------|--------|---------|---------|
| Name | Cat Ref | 25 lb | 50 lb | 100 lb | 500 lb | 1000 lb | 2000 lb |
| 2002 | CW2002 | 11.50 | 19.15 | 32.80 | 153.00 | 255.00 | 460.00 |
| 2002 Grog | CW2002G | 11.75 | 19.60 | 33.60 | 156.50 | 261.00 | 470.00 |
| Kyan Raku | CWKYAN | 11.20 | 18.65 | 32.00 | 149.00 | 249.00 | 448.00 |
| Clays may be combined for quantity pricing | | | | Shrinkage & Absorption rates may vary | | | |

| STONEWARE Medium Fire Clays Firing range Cone 5-7  Denotes Clays Manufactured by Mile Hi Ceramics Shrinkage & Absorption rates may vary | Oxidation Color | Reduction Color |
|--|--|--|
|  Ash CWASH (Cone 5-7) is a smooth white firing stoneware that offers the potter a delightful change. It can be fired in both oxidation and reduction and is beautiful white stoneware. Texture-Smooth, Shrinkage-13% ,Absorption 0.7%@^6 |  White |  White |
|  Chestnut CWCHES (Cone 5-7) A stoneware body that fires a rich warm chestnut brown at cone 5-7. Recently reformulated making Chestnut ideal for everything. Texture-Slightly Coarse, Shrinkage-12.5% ,Absorption 1.7%@^6 |  Chestnut | Not Recommended |
|  Flagstone CWFLAG (Cone 5-7) A midrange stoneware body that offers good plasticity for all sculpture projects and wheel work. Flagstone fires a beautiful mahogany color at cone 5 Texture-Medium Coarse, Shrinkage-13% ,Absorption 0.8%@^6 |  Cinnamon | Not Recommended |
|  Hearthstone CWHEAR (Cone 5-7) Our darkest stoneware clay. Hearthstone is an excellent wheel clay that is very plastic and beautiful warm chocolate brown. Texture-Medium Coarse, Shrinkage-13% ,Absorption 1%@^6 |  Chocolate Brown | Not Recommended |
|  Hickory CWHICK (Cone 5-7) Our newly reformulated Hickory is still a moderately coarse clay body that fires to cone 6 with 13½% shrinkage and 1.5% absorption. Hickory is an excellent throwing or hand building body. We have introduced a new fireclay into this body called Ranger Red. This fireclay helps Hickory's maturity, strength and color. Hickory fires to a buff tan color in oxidation. |  Hickory | Dark Hickory |
|  Kodiak CWKODI (Cone 5-7) is wonderful mocha cream colored clay that can be hand built or thrown. Texture-Medium Coarse, Shrinkage-12.5% ,Absorption 1.5%@^6 |  Mocha Cream | Not Recommended |
















Moist Clay

ALL COLORS ARE CLOSE REPRESENTATIONS

| Pricing for STONEWARE - Medium Fire Clays - Firing range Cone 5-7 | | | | | | | |
|--|---------|-------|-------|--------|--------|---------|---------|
| Name | Cat Ref | 25 lb | 50 lb | 100 lb | 500 lb | 1000 lb | 2000 lb |
| Ash | CWASH | 17.65 | 29.40 | 50.40 | 234.50 | 392.00 | 706.00 |
| Chestnut | CWCHES | 12.85 | 21.40 | 36.70 | 171.00 | 285.00 | 514.00 |
| Flagstone | CWFLAG | 12.85 | 21.40 | 36.70 | 171.00 | 285.00 | 514.00 |
| Hearthstone | CWHEAR | 13.60 | 22.65 | 38.80 | 181.00 | 302.00 | 544.00 |
| Hickory | CWHICK | 14.00 | 23.30 | 40.00 | 186.00 | 311.00 | 560.00 |
| Kodiak | CWKODI | 12.75 | 21.25 | 36.40 | 169.50 | 283.00 | 510.00 |

Clays may be combined for quantity pricing

| WHITE STONEWARE Firing range Cone 7-10  Denotes Clays Manufactured by Mile Hi Ceramics Shrinkage & Absorption rates may vary | Oxidation Color | Reduction Color |
|--|--|---|
|  Birch CWBIRCH (Cone 7-10) *NEW* Excellent throwing capabilities, great glaze fitting body. Fires to an intriguing creamy light grey with small black specks. Texture-Smooth, Shrinkage - 13% ,Absorption Low |  Off White with small black specks |  Light Grey with small black specks |
|  Dover CWDOVE (Cone 7-10) An awesome high fire white stoneware This clay gives you the strength needed for sculpture and a nice smooth feel while throwing Texture-Medium Coarse, Shrinkage-12.5% ,Absorption 0.25% |  White |  Gray White |
|  Dover Sand CWDOVES Beautiful Dover with sand for strength and texture Texture-Medium Coarse, Shrinkage-12.5% ,Absorption 0.4 % |  Gray White |  Spotted Lt Gray |
|  Whitestone CWWHIT (Cone 8-10) A perfect blend of Dover and 4010. Whitestone - the best of both worlds. Texture-Medium Coarse, Shrinkage-13% ,Absorption 0.6 % |  Gray White |  Spotted Lt Gray |



























| Pricing for WHITE STONEWARE - Firing range Cone 7-10 | | | | | | | |
|---|---------|-------|-------|--------|--------|---------|---------|
| Name | Cat Ref | 25 lb | 50 lb | 100 lb | 500 lb | 1000 lb | 2000 lb |
| Birch *NEW* | CWBIRCH | 15.50 | 25.80 | 44.30 | 206.00 | 344.00 | 620.00 |
| Dover | CWDOVE | 13.60 | 22.65 | 38.80 | 181.00 | 302.00 | 544.00 |
| Dover Sand | CWDOVES | 14.00 | 23.30 | 40.00 | 186.00 | 311.00 | 560.00 |
| Whitestone | CWWHIT | 12.75 | 21.25 | 36.40 | 169.50 | 283.00 | 510.00 |

Clays may be combined for quantity pricing



Moist Clay

ALL COLORS ARE CLOSE REPRESENTATIONS

















| STONEWARE High Fire Clays Firing range Cone 8-10 <small>Denotes Clays Manufactured by Mile Hi Ceramics Shrinkage & Absorption rates may vary</small> | | Oxidation Color | Reduction Color |
|---|--|--|--|
|  48-S CW48S (Cone 8-10) This is an all-purpose clay, low in thermal expansion and ideal for hand modeling or wheel work Texture-Medium Coarse, Shrinkage-13% ,Absorption @^6 1.2% | |  Tan |  Toasty Tan |
|  4010 CW4010 (Cone 8-10) has a great firing range, and is used often by schools for use with commercial low fire glazes. 4010 is a nice high fire throwing body Texture-Medium Coarse, Shrinkage-12.5% ,Absorption 0.4 % | |  Buff |  Lt Gray Brown |
|  Biz Bod CWBIZB (Cone 8-10) A smooth, light firing stoneware body developed for salt firing with excellent strength and plasticity. Texture-Smooth, Shrinkage-13% ,Absorption 0.25%  Biz Bod P'Clay CWBIZBPC Extend your working time by allowing your P'Clay pieces to dry, then re-wet and work again. Stronger green ware allows for large pieces & a lighter weight after firing. Take Biz Bod P'Clay beyond normal limits Tex.- Slightly Coarse, Shrink.-13% Absprb.- 1.9% | |  Buff |  Lt. Brown |
|  Bristlecone CWBRIST (Cone 8-10) Colorado's oldest Bristlecone pine tree is on Pikes Peak and is estimated to be over 2000 years old. This stoneware formula offers light to moderate iron spots in reduction firing that resembles the age of its name. An excellent wood-fire body. Texture-Medium Coarse, Shrinkage-12.5% ,Absorption 0.2% | |  Lt Buff |  Speck. Dk. Brn. |
|  CN-I CWCNI (Cone 8-10) Our most popular school stoneware. The slightly coarse texture makes this body suitable for small or large pieces and studio or school use Texture-slightly Coarse, Shrinkage-13% ,Absorption 0.7% | |  Buff Gray |  Med. Brown |
|  Cedar CWCEDA (Cone 8-10) Cedar is dark reddish brown in reduction firing or cream colored in oxidation. It is smooth with excellent plasticity Texture-Smooth, Shrinkage-13% ,Absorption 0.28% | |  Cream |  Dk Red Brown |
|  Firethorn – CWFIRE (Cone 10) *NEW* Firethorn is an absolutely beautiful, rich milk chocolate brown body with a slight reddish tint. After firing, Firethorn has a smooth velvet texture. This clay body also uses Ranger Red and is exceptionally strong with 14% shrinkage and 1.1% absorption. Your glazes will look particularly unique on this stunning iron rich clay. | | | |
|  Huckleberry CWHYCK (Cone 8-10) A medium gray firing stoneware formula that offers excellent versatility. Texture-Medium Coarse, Shrinkage-13% ,Absorption 0.4 % | |  Buff |  Lt Brown Gray |
|  Mountain Stone CWMOUN (Cone 8-10) As the name implies this stoneware body produces moderate iron spots that can enhance many glazes. The strong look and texture radiates beauty unglazed. Mountain Stone is very plastic clay with good strength Texture-Medium Coarse, Shrinkage-12.5% ,Absorption 0.26% | |  Cream |  Sp Md Red Brn |

| Pricing for Stoneware High Fire Clays Firing range Cone 6-10 | Name | Cat Ref | 25 lb | 50 lb | 100 lb | 500 lb | 1000 lb | 2000 lb |
|--|------------------------|----------|-------|-------|--------|--------|---------|---------|
| | 48-S | CW48S | 14.25 | 24.65 | 42.30 | 197.00 | 329.00 | 592.00 |
| | 4010 | CW4010 | 11.75 | 19.60 | 33.60 | 156.50 | 261.00 | 470.00 |
| | Biz Bod | CWBIZB | 12.95 | 21.55 | 37.00 | 172.00 | 287.00 | 518.00 |
| | Biz Bod P'Clay | CWBIZBPC | 17.00 | 28.40 | 48.75 | 226.00 | 378.00 | 682.00 |
| | Bristlecone | CWBRIST | 11.75 | 21.55 | 37.00 | 172.00 | 287.00 | 508.00 |
| | CN-I | CWCNI | 12.75 | 21.25 | 36.40 | 169.50 | 283.00 | 510.00 |
| | Cedar | CWCEDA | 15.50 | 25.80 | 44.30 | 206.00 | 344.00 | 620.00 |
| | Firethorn *NEW* | CWFIRE | 13.25 | 22.05 | 37.80 | 176.00 | 294.00 | 530.00 |
| | Huckleberry | CWHUCK | 11.75 | 19.60 | 33.60 | 156.50 | 261.00 | 470.00 |
| Mountain Stone | CWMOUN | 12.75 | 21.25 | 36.40 | 169.50 | 283.00 | 510.00 | |










Moist Clay

ALL COLORS ARE CLOSE REPRESENTATIONS

| Porcelain Clays Firing range Cone 5-7 & Cone 8-10  Denotes Clays Manufactured by Mile Hi Ceramics Shrinkage & Absorption rates may vary | | Oxidation | Reduction |
|--|--|--|--|
|  Aspen Porcelain <i>CWASPE</i> (Cone 5-7) This fine, very translucent porcelain was developed as an alternative to Cone 10 firing porcelains. Aspen responds well to hand modeling or wheel work. Texture-Smooth, Shrinkage-15% ,Absorption 0.28% | |  White |  White |
|  P60S Porcelain <i>CWP60S</i> (Cone 8-10) is porcelain formulated for large handbuilt or wheel thrown pieces. It is very translucent, white porcelain Texture-Smooth, Shrinkage-15% ,Absorption 0.22% | |  White |  White |
|  Babu Porcelain <i>CWBABU</i> (Cone 8-10) is grolleg porcelain with the qualities similar to white stoneware but is translucent Texture-Smooth, Shrinkage-15% ,Absorption 0.20% | |  Translucent White |  Translucent White |
| Coleman <i>COLEMAN</i> (Cone 8-10) is a porcelain body developed by Tom Coleman. Excellent glaze fit, translucent when thin and great for large pieces. Texture-Smooth, Shrinkage-15% | | Translucent White | Translucent White |
|  Jiki Porcelain <i>CWJIKI</i> (Cone 8-10) means Fine Porcelain. This clay is the ultimate in translucent porcelain. Jiki our finest porcelain - fires translucent white. Texture-Smooth, Shrinkage-15% ,Absorption 0.20% | |  Translucent White |  Translucent White |
|  Zen Porcelain <i>CWZEN</i> (Cone 8-10) our most popular porcelain. Zen porcelain combines grolleg and #6 tile clay. Zen is extremely plastic with strong characteristics and is beautifully translucent when thrown thin Text.-Smooth, Shrink-15% ,Absorp 0.20% | |  Translucent White |  Translucent White |

| | Name | Cat Ref | 25 lb | 50 lb | 100 lb | 500 lb | 1000 lb | 2000 lb |
|-----------------------|--------------------------|----------------|-------|-------|--------|--------|---------|---------|
| Pricing for Porcelain | Aspen Porcelain | <i>CWASPE</i> | 22.15 | 36.90 | 63.30 | 294.50 | 492.00 | 886.00 |
| | P60S Porcelain | <i>CWP60S</i> | 18.30 | 30.50 | 52.30 | 243.50 | 406.00 | 732.00 |
| | Babu Porcelain | <i>CWBABU</i> | 19.35 | 32.25 | 55.30 | 257.50 | 430.00 | 774.00 |
| | Coleman Porcelain | <i>COLEMAN</i> | 27.50 | 45.80 | 78.50 | 366.00 | 611.00 | 1100.00 |
| | Jiki Porcelain | <i>CWJIKI</i> | 21.10 | 35.15 | 60.30 | 280.50 | 468.00 | 844.00 |
| | Zen Porcelain | <i>CWZEN</i> | 18.55 | 30.90 | 53.00 | 246.50 | 412.00 | 742.00 |

| SCULPTURE, TILE AND MURAL Clays  Denotes Clays Manufactured by Mile Hi Ceramics Shrinkage & Absorption rates may vary | | Oxidation | Reduction |
|---|--|--|--|
|  Slab & Sculpture <i>CWSLAB</i> (Cone 8-10) An incredibly strong clay, often referred to as the clay with the strength of iron. Very coarse, buff in oxidation, rust brown in reduction. Our best sculpture body. Tex.-Very Coarse, Shrink-10% ,Absorp 2% | |  Rust |  Speck Dk Red |
|  Quarry <i>CWQUAR</i> (Cone 06-2) An impressive, very coarse clay, great for press molds, sculpture work, or architectural Terra Cotta Texture-Very Coarse, Shrinkage-10% | |  Off White |  Lt Gray Brown |
| Wed <i>EM217</i> (non fired) This clay has been specifically formulated to be smooth and slow drying for modeling. WED is commonly used by PV and Movie studios.DO NOT FIRE | | Non-Fired | Non-Fired |

| Pricing for SCULPTURE, TILE AND MURAL Clays | | | | | | | |
|---|---------------|-------|-------|--------|--------|---------|---------|
| Name | Cat Ref | 25 lb | 50 lb | 100 lb | 500 lb | 1000 lb | 2000 lb |
| Slab & Sculpture | <i>CWSLAB</i> | 13.60 | 22.65 | 38.80 | 181.00 | 302.00 | 544.00 |
| Quarry | <i>CWQUAR</i> | 11.50 | 19.15 | 32.80 | 153.00 | 255.00 | 460.00 |
| Wed | <i>EM217</i> | 14.35 | 23.90 | 41.00 | 191.00 | 319.00 | 574.00 |



Dry Clay Bodies

| DRY CLAY | Cat Ref | 50 | 100 | 500 | 1000 | 2000 |
|------------------------|----------|-------|-------|--------|--------|--------|
| 2002 Dry | CW2002 | 21.07 | 36.08 | 168.30 | 280.50 | 506.00 |
| 2002 Grog Dry | CW2002G | 21.56 | 36.96 | 172.15 | 287.10 | 517.00 |
| 4010 Dry | CW4010 | 21.56 | 36.96 | 172.15 | 287.10 | 517.00 |
| 48-S Dry | CW48S | 27.12 | 46.53 | 216.70 | 361.90 | 651.20 |
| Ash Dry | CWASH | 32.34 | 55.44 | 257.95 | 431.20 | 776.60 |
| Aspen Porcelain Dry | CWASPE | 40.59 | 69.63 | 323.95 | 541.20 | 974.60 |
| Babu Porcelain Dry | CWBABU | 35.48 | 60.83 | 283.25 | 473.00 | 851.40 |
| Birch *NEW* Dry | CWBIRCH | 28.38 | 48.73 | 226.60 | 378.40 | 682.00 |
| Biz Bod Dry | CWBIZB | 23.71 | 40.70 | 189.20 | 315.70 | 569.80 |
| Bristlecone Dry | CWBRIST | 23.71 | 40.70 | 189.20 | 315.70 | 569.80 |
| Cedar Dry | CWCEDA | 28.38 | 48.73 | 226.60 | 378.40 | 682.00 |
| Chestnut Dry | CWCHESES | 23.54 | 40.37 | 188.10 | 313.50 | 565.40 |
| CN-1 Dry | CWCN1 | 23.38 | 40.04 | 186.45 | 311.30 | 561.00 |
| CT3 Dry | CWCT3 | 20.90 | 35.86 | 166.65 | 278.30 | 501.60 |
| CT-3 Grog Dry | CWCT3G | 21.56 | 36.96 | 172.15 | 287.10 | 517.00 |
| Dover Dry | CWDOVE | 24.92 | 42.68 | 199.10 | 332.20 | 598.40 |
| Dover Sand Dry | CWDOVES | 25.63 | 44.00 | 204.60 | 342.10 | 616.00 |
| Firethorn *NEW* Dry | CWFIRE | 24.26 | 41.58 | 193.60 | 323.40 | 583.00 |
| Flagstone Dry | CWFLAG | 23.54 | 40.37 | 188.10 | 313.50 | 565.40 |
| Hearthstone Dry | CWHEAR | 24.92 | 42.68 | 199.10 | 332.20 | 598.40 |
| Hickory Dry | CWHICK | 25.63 | 44.00 | 204.60 | 342.10 | 616.00 |
| Huckleberry Dry | CWHUCK | 21.56 | 36.96 | 172.15 | 287.10 | 517.00 |
| Jiki Porcelain Dry | CWJIKI | 38.67 | 66.33 | 308.55 | 514.80 | 928.40 |
| Kodiak Dry | CWKODI | 23.38 | 40.04 | 186.45 | 311.30 | 561.00 |
| Kyan Raku Dry | CWKYAN | 20.52 | 35.20 | 163.90 | 273.90 | 492.80 |
| Mountain Stone Dry | CWMOUN | 23.38 | 40.04 | 186.45 | 311.30 | 561.00 |
| P60S Porcelain Dry | CWP60S | 33.55 | 57.53 | 267.85 | 446.60 | 805.20 |
| Quarry Dry | CWQUAR | 21.07 | 36.08 | 168.30 | 280.50 | 506.00 |
| Red Rock Dry | CWREDR | 26.29 | 45.10 | 210.10 | 350.90 | 631.40 |
| Red Rock Grog Dry | CWREDRG | 27.12 | 46.53 | 216.70 | 361.90 | 651.20 |
| Slab & Sculpture Dry | CWSLAB | 24.92 | 42.68 | 199.10 | 332.20 | 598.40 |
| Whitestone Dry | CWWHIT | 23.38 | 40.04 | 186.45 | 311.30 | 561.00 |
| Willow Dry | CWWILL | 21.07 | 36.08 | 168.30 | 280.50 | 506.00 |
| Willow Grog Dry | CWWILLG | 21.56 | 36.96 | 172.15 | 287.10 | 517.00 |
| Zen Porcelain Dry | CWZEN | 33.99 | 58.30 | 271.15 | 453.20 | 816.20 |
| Cashmere Slip Dry | MHCSD | 18.65 | 32.00 | 149.00 | 249.00 | 448.00 |
| Superblend Slip Dry | MHSB | 13.10 | 21.80 | 174.00 | 291.00 | 524.00 |
| Moroccan Sand Slip Dry | CN304 | 16.00 | 30.00 | | | |



Dry Clay

| DRY CLAY | CAT REF # | 1 lb | 5 lb | 10 lb | 25 lb | 50 lb | 100 lb | 500 lb | 1000 lb | 2000 lb |
|--|-------------------|-----------------|-------|-------|--------|----------------|----------------|-----------------|---------|---------|
| Ajax P | AJAXP | 2.00 | 5.50 | 8.50 | 13.00 | 20.00 | 32.00 | 135.00 | 250.00 | 480.00 |
| Alberta Slip | RCALSL | 5.00 | 20.00 | 35.50 | 62.00 | 100.00 /44# | 185.00 /88# | N/A | N/A | N/A |
| Bentone MA | EL-BEMAB | 9.50 | 42.60 | 77.50 | 177.50 | 327.50 | N/A | N/A | N/A | N/A |
| Bentonite | BENTONITE | 1.50 | 3.00 | 4.00 | 8.50 | 14.00 | 23.00 | 100.00 | 178.00 | 325.00 |
| Bell's Ball Clay | BELL DARK | 1.00 | 2.00 | 3.00 | 6.00 | 9.00 | 16.00 | 70.00 | 135.00 | 260.00 |
| Calcined Kaolin (Glomax LL) | CALCINKA | 1.00 | 4.00 | 7.00 | 13.00 | 22.00 | 40.00 | 190.00 | 360.00 | 695.00 |
| C & C Ball Clay | CCABAG | 1.00 | 3.00 | 4.00 | 6.00 | 10.00 | 18.00 | 80.00 | 145.00 | 270.00 |
| Champion Ball Clay | CHAMPABAG | 1.00 | 3.00 | 4.00 | 6.00 | 10.00 | 17.00 | 72.00 | 132.00 | 250.00 |
| Custer (Potash) Feldspar | CUSTER | 2.00 | 3.50 | 4.50 | 8.50 | 14.00 | 23.00 | 100.00 | 185.00 | 350.00 |
| DB Float (Georgia Kaolin) | Z101040 | 2.00 | 6.50 | 9.00 | 16.00 | 23.00 | 38.00 | 150.00 | 265.00 | 500.00 |
| Flint (Silica) | SILCOSIL 90 | 2.00 | 4.00 | 6.00 | 11.00 | 18.00 | 28.00 | 110.00 | 187.00 | 360.00 |
| Flint Imsil 325 | CHIMFL | 3.50 | 11.00 | 17.50 | 37.00 | 66.00 | 120.00 | N/A | N/A | N/A |
| Florida Kaolin (EPK) | FLORIDA KAOLIN | 2.00 | 5.00 | 8.00 | 15.00 | 22.00 | 32.00 | 135.00 | 250.00 | 480.00 |
| Foundry Hill Cream | NEWFHC | 1.00 | 2.50 | 3.50 | 6.50 | 11.00 | 18.50 | 87.00 | 160.00 | 300.00 |
| G200 Feldspar (Potash) | RCC200 | 2.00 | 5.50 | 8.00 | 11.00 | 21.00 | 37.00 | 160.00 | 300.00 | N/A |
| Goldart | GOLDART | 2.00 | 3.00 | 4.00 | 8.50 | 14.00 | 23.00 | 100.00 | 178.00 | 325.00 |
| Gold Label Ball Clay | GOLDLABEL | 1.00 | 3.00 | 4.00 | 6.00 | 10.00 | 16.00 | 71.00 | 135.00 | 260.00 |
| Grolleg | GROLLEG | 3.00 | 9.50 | 16.00 | 34.00 | 58.00 /55# | 98.00 /110# | 378.00 /495# | N/A | N/A |
| Hawthorn Bond Fireclay 50 Mesh | RCHA50M | 2.00 | 5.50 | 8.00 | 12.00 | 18.00 | 28.00 | 125.00 | 220.00 | 400.00 |
| Hawthorn Bond Fireclay 35 Mesh | RCHA35M | 1.50 | 3.00 | 4.00 | 8.50 | 14.00 | 23.00 | 100.00 | 178.00 | 325.00 |
| Helmar Kaolin | RCHEKA | 3.00 | 8.50 | 12.00 | 21.00 | 33.00 | 52.00 | 210.00 | N/A | N/A |
| Huntington Clay | RCHUNTING | 1.50 | 3.50 | 4.50 | 6.50 | 11.00 | 18.50 | 88.00 | 160.00 | 300.00 |
| Kentucky Ball OM4 | OM4 | 2.00 | 4.00 | 5.50 | 10.00 | 15.00 | 23.00 | 98.00 | 160.00 | 300.00 |
| Kentucky Special | KENTUCKY BALL | 2.00 | 4.00 | 6.50 | 11.00 | 16.00 | 26.00 | 110.00 | 190.00 | N/A |
| Kentucky Stone | KENTUCKY | 1.00 | 3.00 | 4.00 | 6.00 | 10.00 | 18.00 | 80.00 | 145.00 | 270.00 |
| Minspar 200 Kona F4 (Soda Feldspar) | MINSPAR | SEE MINSPAR 200 | | | | | | | | |
| KT-I-4 Ball | KT 14 | 1.00 | 3.00 | 4.50 | 7.50 | 12.00 | 19.00 | 80.00 | 143.00 | 270.00 |



Dry Clay, Grog & Sand

| DRY CLAY | CAT REF # | 1 lb | 5 lb | 10 lb | 25 lb | 50 lb | 100 lb | 500 lb | 1000 lb | 2000 lb |
|---|-------------------|-------------|-------------|--------------|--------------|----------------------|-----------------|---------------|----------------|----------------|
| Lincoln Fireclay 60 | 100010897 | 1.00 | 3.00 | 4.00 | 6.00 | 10.00 | 17.00 | 72.00 | 132.00 | 250.00 |
| Minspar 200 <i>replaces Kona F4</i> | MINSPAR | 2.00 | 5.00 | 8.00 | 15.00 | 22.00 | 32.00 | 130.00 | 235.00 | 425.00 |
| MH 77 Ball Clay | FC340 | N/A | N/A | N/A | N/A | 12.50 | 19.00 | 78.00 | 140.00 | 260.00 |
| Nepheline Syenite | NEPHSY | 2.50 | 7.00 | 11.13 | 17.38 | 25.20 | 44.50 | 206.00 | 383.00 | N/A |
| Newman #7 | NEWMAN | 1.00 | 3.00 | 4.00 | 8.50 | 14.00 | 23.00 | 100.00 | 178.00 | 325.00 |
| Newman Red | 100012238 | 1.50 | 3.50 | 5.00 | 10.75 | 18.25 | 31.00 | 131.00 | 223.00 | 380.00 |
| No. 1 Glaze Clay | NO1 | 1.00 | 2.50 | 4.00 | 8.50 | 14.00 | 23.00 | 100.00 | 185.00 | 350.00 |
| Old Hickory # 5 Ball Clay | HC-52 | 1.50 | 3.50 | 5.50 | 8.00 | 13.50 | 19.00 | 78.00 | 140.00 | 260.00 |
| PV Clay | PV CLAY | 2.00 | 4.00 | 5.50 | 10.00 | 15.00 | 23.00 | 98.00 | 172.00 | 325.00 |
| Red Art | REDART | 2.00 | 4.50 | 6.00 | 11.00 | 17.00 | 29.50 | 136.70 | 256.00 | 482.00 |
| Sheffield | RCSHEF | 2.00 | 8.00 | 12.00 | 22.00 | 35.00 | 60.00 | 270.00 | N/A | N/A |
| Starcast Ball Clay | RCSTBA | 1.00 | 3.00 | 4.00 | 6.00 | 10.00 | 17.00 | 72.00 | 132.00 | 250.00 |
| Talc- Cal Talc 200 | CT30 | 1.50 | 4.00 | 5.50 | 10.00 | 15.00 | 23.00 | 98.00 | 172.00 | 325.00 |
| Pioneer C88 | PIONEER C88 | 1.00 | 2.00 | 4.00 | 8.00 | 13.00 | 20.00 | 88.00 | 160.00 | 300.00 |
| Pioneer C98 | PIONEER C98 | 1.00 | 2.00 | 4.00 | 8.00 | 13.00 | 20.00 | 88.00 | 160.00 | 300.00 |
| Tennessee Ball (SPG I) | TENNESSEE BALL | 1.00 | 3.00 | 4.00 | 6.00 | 10.00 | 17.00 | 72.00 | 132.00 | 250.00 |
| #6 Tile Clay | ZZ01148 | 2.00 | 5.00 | 8.00 | 15.00 | 22.00 | 32.00 | 130.00 | 235.00 | 425.00 |
| XX Sagger | XXSAGGER | 2.00 | 4.00 | 5.50 | 10.75 | 18.25 | 31.00 | 131.00 | 223.00 | 380.00 |
| | | | | | | | | | | |
| Grog & Sand | CAT REF # | 1 lb | 5 lb | 10 lb | 25 lb | 50 lb | 100 lb | 500 lb | 1000 lb | 2000 |
| Kyanite 35, 48 Mesh | RCKY35, RCKY48 | 1.00 | 3.50 | 5.50 | 10.00 | 15.00 | 23.00 | 98.00 | 185.00 | 350.00 |
| Molochite 30-80 Mixed Mesh | RCMO3080 | 3.00 | 10.00 | 16.00 | 32.00 | 58.00 /55# | 105.00 /110# | N/A | N/A | N/A |
| Molochite Grog 30 or 120 Mesh | RCMO120 | 3.00 | 10.00 | 16.00 | 32.00 | 58.00 /55# | 105.00 /110# | N/A | N/A | N/A |
| Mulcoa 20 or 35 Mesh Grog | MULCOA47 35M | 1.00 | 3.00 | 5.00 | 10.00 | 16.50 | 29.50 | 136.70 | 256.00 | 482.00 |
| Mulcoa 200 Mesh Grog | MULCOA47- 200M | N/A | N/A | N/A | N/A | 22.00 | 35.00 | 145.00 | N/A | N/A |
| Mullite 35 Mesh | RCMULL | 2.50 | 6.00 | 9.00 | 19.00 | 32.00 | 57.00 | 275.00 | N/A | N/A |
| Mullite 100 Mesh | CHMU100 | N/A | N/A | N/A | N/A | 35.00 | 65.00 | 300.00 | N/A | N/A |
| Sand 16,30,50,70,90 | RCSA | 1.50 | 3.00 | 4.00 | 8.50 | 13.50 | 21.00 | 86.25 | 157.25 | 295.00 |

Bold denotes Standard Bag Weight
Dry Materials **MAY NOT** Be Combined for Quantity Pricing



Clay Slip - Earthenware

WHAT IS SLIP?

Slip is a liquid form of clay. It may be used in plaster molds to achieve various greenware shapes, as a decorating tool or to attach clay to wet greenware

Slip is comprised of talc, ball clay and feldspar flux. These ingredients are gathered from natural quarries found in the United States and are the basic component of all slips manufactured today.

Mile Hi Ceramics manufactures a preblended, ready to use slip available in 2-gallon boxes or 5 gallon buckets, as well as a preblended dry mixture or the dry components for you to blend large quantities yourself.

LIQUID EARTHENWARE SLIP

White Earthenware Slip *MHES* Cone 06-02

This slip is extremely versatile, easy to cast and has been used in the Rocky Mountain area long enough to become the standard. It sets up well, cleans with ease, and fires bright white

| Price per Gallon | | | | | Available in 2-gallon cartons with plastic liners., for in-store orders Minimum order is 2 gallons. Add 3.00 for gallon containers or 11.50 for 5 gallon container |
|---|--------------|---------------|---------------|--------------|--|
| 2-6 3.65 | 8-12 3.55 | 14-26 3.45 | 28-98 3.35 | 100+ 3.25 | |
| MHES5 5 gallon bucket - \$2.95 per gallon+ bucket | | | | | |

DRY EARTHENWARE SLIP

Superblend White Earthenware

MHES Cone 06-02

Superblend is a superior blend of clays with excellent set-up and release times. It will not saturate your molds, so you can produce more items per day. This slip is dry, preblended and ready to be mixed with water and chemicals.

| | | |
|-------|-------|----------|
| Price | 50# | \$ 20.50 |
| | 100# | 35.50 |
| | 500# | 158.00 |
| | 1000# | 291.00 |
| | 2000# | 548.00 |
| | 5000# | 1295.00 |

Mixing Instructions for Superblend and Dry Slips

Basic Formula

| | |
|-----------------|----------------|
| Clay | 50# |
| Water | 2.75 gal. |
| Barium Carb | 3-4 fluid oz. |
| Sodium Carb | 3-4 fluid oz. |
| Sodium Silicate | 2-2.5 fluid oz |
| | or |
| Clay | 100# |
| Water | 5.5 gal. |
| Barium Carb | 6-8 fluid oz. |
| Sodium Carb | 6-8 fluid oz. |
| Sodium Silicate | 4-5 fluid oz |

1. Measure water into tank.
2. Measure sodium carbonate and add to water
3. Add one half total clay amount
4. Measure Sodium silicate, dilute with an equal amount of water. Add 50% of this mixture
5. Mix for one hour.
6. Add the remainder of your dry clay and sodium silicate as needed to keep clay fluid (Do not overdose)
7. Measure barium and add to mixture (optional)
8. Mix 3-5 hours and TEST

Note: Barium Carbonate is toxic It is an optional deflocculant that neutralizes sulfur Use only if your slip needs deflocculation after your final test Mix 1# barium with 1 gallon water

Slip

TESTING

UNIFORMITY: Test for set up and pour out times. Cut your piece in half and compare thickness at the top and bottom

VISCOSITY: Test the slip density using a viscometer. Flow rate should be under 30 seconds

WEIGHT: Using a hydrometer to test the specific gravity (weight) adjust water to readings between 1.72-1.84

Use Sodium Silicate sparingly, as over deflocculation cannot be corrected. Do not add more sodium silicate than recommended. If you have used the maximum amount and your slip batch is not flowing as expected. Darvan may be used up to 1 oz per 100 lb.

Helpful Hints

Freezing does not harm slip, but it is not recommended because of the prolonged mixing required to bring it back to its original smoothness. It is wise to pour slip into another container before using to make sure no dried clay has flaked into the usable portion. Straining is also advised, if slip has dried around the edges of the container between uses.



Clay Slip - Stoneware & Porcelain

LIQUID STONEWARE SLIP

CASHMERE STONEWARE *MHSC* Cone 5-6
Absolutely the most superior stoneware casting slip available. Fires to a beautiful cashmere color

| | | |
|----------|-----------|----------|
| 1-11 gal | 12-23 gal | 24+ gal |
| 6.75/gal | 6.25/gal | 5.75/gal |

SEELEY'S STONEWARE SLIP *SS03*

Cone 5-6 Beautiful and smooth

| Color | 1 box (2.5 Gal/box) | 4 boxes (2.5 Gal/box) |
|-----------------|-------------------------|---------------------------|
| White Stoneware | 35.00/box | 31.00/box |

DRY STONEWARE SLIP

CASHMERE *MHCS* Cone 5-6
The very best dry stoneware for casting. Fires to a beautiful cashmere color

| 50# | 100# | 500# | 1000# | 2000# |
|-------|-------|--------|--------|--------|
| 18.65 | 32.00 | 149.00 | 249.00 | 448.00 |

MOROCCAN SAND *CN304D* Cone 5-6
Durable Stoneware that fires light beige in oxidation atmosphere

| Dry Slip | 50# | 100# |
|---------------|-------|-------|
| <i>CN304D</i> | 16.00 | 30.00 |

Basic Formula for Dry Slips , Moroccan Sand & Cashmere

| Clay | 50# | 100# |
|------------------|-----------|---------|
| Barium Carbonate | 6.8gm | 13.6gm |
| Soda Ash | 13.6gm | 27.2gm |
| Sodium Silicate | 1.5-2.5oz | 2.5-5oz |
| Water | 2 gal | 5 gal |

See mixing instructions on previous page

PORCELAIN SLIP

BELL PORCELAIN SLIP

BP 102 Doll Flesh
BP 104 Flesh
BP 105 Shell Pink
BP 106 French Antique
BP 107 French Blush
BP 109 Peach
BP 110 Essex
BP 115 Ivory Flesh
BP 117 Oriental Flesh
BP 120 Indian Flesh
BP 123 Asian Flesh
BP 124 Misty Cream
BP 126 Regal Flesh
CS 1000 CompoBell

Discontinued
All colors
\$5.00/gallon
Limited supply and
color selection

GOLD MARQUE

WA5001 BP 501 French Glow
WA5002 BP 502 French Rose
WA5003 BP 503 Champagne
WA5004 BP 504 Native Bronze
WA5005 BP 505 Cinnamon
WA5006 BP 506 Azure White
WA5007 BP 507 English Rose
WA5008 BP 508 Desert Tan
WA5009 BP 510 Tender Beige

Discontinued
All colors
\$5.00/gallon
Limited supply and
color selection

SEELEY PORCELAIN SLIP

| | | | | |
|--------|--------------------------------|-------|-------|-------|
| PS-100 | French Bisque <i>ext range</i> | 23.00 | 21.27 | 19.55 |
| PS-1 | French Bisque | 23.00 | 21.27 | 19.55 |
| PS-2 | Bone White | 23.00 | 21.27 | 19.55 |
| PS-3 | Pearl White | 23.00 | 21.27 | 19.55 |
| PS-6 | Brown Velvet | 27.25 | 26.25 | 25.50 |
| PS-8 | Dresden Flesh | 25.00 | 23.12 | 21.25 |
| PS-17 | Lady White | 23.00 | 21.27 | 19.55 |
| PS-18 | Ebony | 25.50 | 24.50 | 23.75 |
| PS-19 | French Chocolate | 25.50 | 24.50 | 23.75 |
| PS-21 | American Bisque | 25.00 | 23.12 | 21.25 |
| PS-23 | Aztec Tan | 25.00 | 23.12 | 21.25 |
| PS-24 | Nordic White | 25.00 | 23.12 | 21.25 |
| PS-25 | Pure White | 25.00 | 23.12 | 21.25 |
| PS-26 | Naturelle | 25.00 | 23.12 | 21.25 |
| PS-30 | California Sunrise | 23.00 | 21.27 | 19.55 |
| PS-35 | Alaska Bisque | 19.00 | 17.57 | 16.15 |
| PS-36 | Georgia Peach | 20.00 | 18.50 | 17.00 |
| PS-50 | Artist White | 20.00 | 18.50 | 17.00 |

PORCELAIN SLIP CASTING SUPPLIES

| | | |
|-------------------------|--------------------|-------------------|
| Porcelain Prop | <i>REN DBLNK#6</i> | 6.50 per sq. ft.. |
| Alumina Hydrate | <i>OC-2000</i> | 3.50 per 1 lb. |
| Flint | <i>SILCOSIL 90</i> | 2.00 per 1 lb. |
| Mesh Silica Sand | <i>RCSA9090</i> | 1.00 per 1 lb. |
| Seeley's Thinner | <i>SST04</i> | 6.25/ 4 oz |

CONTAINERS

| | | |
|--|----------|-------|
| Single 1 pint plastic jar w/lid | PINT1 | 1.75 |
| Single 1 gallon plastic jar w/lid | BUCK1 | 3.00 |
| Five gallon bucket w/ lid | BUCK5 | 11.50 |
| Clay Boxes | 296216-0 | 1.95 |
| Clay Bags | 01MHCLBA | .40 |