















# Moist Clay

ALL COLORS ARE CLOSE REPRESENTATIONS

<b>EARTHENWARE Low Fire Clays Firing range Cone 06-04</b> Denotes Clays Manufactured by Mile Hi Ceramics	<b>Oxidation Color</b>	<b>Reduction Color</b>
 <b>Red Rock Red</b> <i>CWREDR</i> Cone 06-04 Cone 04-06 A smooth terra cotta earthenware that is excellent for coil, slab, or throwing. Texture-Smooth, Shrinkage-8%	 Terra Cotta	Not Recommended
 <b>Red Rock Red Grog</b> <i>CWREDRG</i> Cone 06-04 Cone 04-06 Same as Red Rock Red but with 30 mesh grog added to permit larger projects, excellent for Sculptors Texture- Coarse, Shrinkage-8%	 Terra Cotta	Not Recommended
<b>EM 210 White</b> <i>WC210 v</i> Cone 04-06 All Purpose low fire white clay Texture-Smooth	White	Not Recommended
 <b>Willow</b> <i>CWWILL</i> Cone 06-04 Cone 04-06 Formulated to be very compatible with all commercial low fire color companies without crazing. It is very plastic, smooth, and bright white. Texture-Smooth, Shrinkage-9%	 White	Not Recommended
 <b>Willow Grog</b> <i>CWWILLG</i> Cone 06-04 Cone 04-06 Same as Willow but with grog added, for large items and tiles. Texture-Slightly coarse, Shrinkage-9%	 White	Not Recommended
<b>EARTHENWARE Low Fire Clays Firing range Cone 06-02</b> Denotes Clays Manufactured by Mile Hi Ceramics	<b>Oxidation Color</b>	<b>Reduction Color</b>
 <b>CT-3</b> <i>CWCT3</i> Cone 06-02 Cone 06-2 Our most popular low fire white earthenware. CT-3 is a smooth, strong, very plastic, white earthenware clay body that is excellent for school use, especially elementary age. It is also used for taxidermy clay Texture-Smooth, Shrinkage-9%	 White	Not Recommended
 <b>CT-3 Grog</b> <i>CWCT3G</i> Cone 06-02 Cone 06-2 Our most popular low fire white earthenware with Grog. CT-3 is a slightly sandy, strong, plastic, white earthenware clay body that is excellent for school use, especially elementary age. CT3 grog is ideal for larger sculpture and tiles. Texture-Slightly Coarse, Shrinkage-9%	 White	Not Recommended
 <b>CT3 – P'Clay</b> <i>CWCT3PC</i> Cone 06-02 Cone 06-2 Extend your working time by allowing your P'Clay pieces to dry, then re-wet and work again. Stronger greenware allows for large pieces & a lighter weight after firing. Take CT3 P'Clay beyond normal limits. Texture-Smooth, Shrinkage-9%	 White	Not Recommended

<b>Pricing for EARTHENWARE - Low Fire Clay</b>							
Name	Cat Ref	25 lb	50 lb	100 lb	500 lb	1000 lb	2000 lb
<b>Red Rock Smooth</b>	<i>CWREDR</i>	14.00	23.30	40.00	186.00	311.00	560.00
<b>Red Rock Grog</b>	<i>CWREDRG</i>	12.50	20.85	35.70	166.50	278.00	500.00
<b>EM 210 White</b>	<i>WC210</i>	14.70	24.50	42.00	195.50	326.00	588.00
<b>Willow</b>	<i>CWWILL</i>	11.50	19.15	32.80	153.00	255.00	460.00
<b>Willow Grog</b>	<i>CWWILLG</i>	10.50	17.50	30.00	139.50	233.00	420.00
<b>CT3</b>	<i>CWCT3</i>	10.75	17.90	30.70	143.00	239.00	430.00
<b>CT-3 Grog</b>	<i>CWCT3G</i>	10.75	17.90	30.70	143.00	239.00	430.00
<b>CT-3 P'Clay</b>	<i>CWCT3PC</i>	14.45	24.05	41.30	192.00	321.00	578.00
Clays may be combined for quantity pricing Shrinkage & Absorption rates may vary							













# Moist Clay

ALL COLORS ARE CLOSE REPRESENTATIONS

Pricing for <b>STONEWARE - Medium Fire Clays</b> - Firing range Cone 5-7							
Name	Cat Ref	25 lb	50 lb	100 lb	500 lb	1000 lb	2000 lb
<b>Ash</b>	<i>CWASH</i>	17.65	29.40	50.40	234.50	392.00	706.00
<b>Chestnut</b>	<i>CWCHES</i>	11.40	19.00	32.60	151.50	253.00	456.00
<b>Flagstone</b>	<i>CWFLAG</i>	11.40	19.00	32.60	151.50	253.00	456.00
<b>Hearthstone</b>	<i>CWHEAR</i>	11.20	18.65	32.00	149.00	249.00	448.00
<b>Hickory</b>	<i>CWHICK</i>	9.95	16.60	28.40	132.50	221.00	398.00
<b>Kodiak</b>	<i>CWKODI</i>	12.75	21.25	36.40	169.50	283.00	510.00
<b>B-Mix 5</b>	<i>WC401</i>	16.20	27.00	46.30	215.50	360.00	648.00
<b>Calico</b>	<i>WC871</i>	13.25	22.05	37.80	176.00	294.00	530.00

Clays may be combined for quantity pricing

<b>WHITE STONEWARE Firing range Cone 6-10</b>  Denotes Clays Manufactured by Mile Hi Ceramics Shrinkage & Absorption rates may vary	Oxidation Color	Reduction Color
<b>B-Mix 10</b> <i>WC379</i> (Cone 8-10) A Smooth white stoneware, not recommended for hand building Texture-Smooth, Shrinkage-13% , Absorption 1.2%	White	Gray White
<b>Danish White</b> <i>WC841</i> (Cone 6-10) A good body for moderately small pieces, very strong and plastic. Texture-Smooth, Shrinkage-12% , Absorption 0.8%	White	Gray White
<b>Danish Sand</b> <i>WC842</i> (Cone 6-10) Danish White with sand for larger items Texture-Medium Coarse, Shrinkage-12% , Absorption 1%		
 <b>Dover</b> <i>CWDOVE</i> (Cone 6-10) An awesome high fire white stoneware This clay gives you the strength needed for sculpture and a nice smooth feel while throwing Texture-Medium Coarse, Shrinkage-12.5% , Absorption 0.25%		
 <b>Dover Sand</b> <i>CWDOVES</i> Beautiful Dover with sand for strength and texture Texture-Medium Coarse, Shrinkage-12.5% , Absorption 0.4 %	White	Gray White
<b>Half &amp; Half</b> <i>WC382</i> (Cone 8-10) Texture-Med. Coarse, Shrink.-12.5% , Absorp. 1.7%	Lt. Buff	Orange/Brown
 <b>Whitestone</b> <i>CWWHIT</i> (Cone 8-10) A perfect blend of Dover and 4010. Whitestone - the best of both worlds. Texture-Medium Coarse, Shrinkage-13% , Absorption 0.6 %		

Pricing for <b>WHITE STONEWARE</b> - - Firing range Cone 6-10							
Name	Cat Ref	25 lb	50 lb	100 lb	500 lb	1000 lb	2000 lb
<b>B-Mix 10</b>	<i>WC379</i>	15.60	26.00	44.60	207.50	346.00	624.00
<b>Danish White</b>	<i>WC841</i>	15.75	26.25	45.00	209.50	350.00	630.00
<b>Danish Sand</b>	<i>WC842</i>	15.35	25.55	43.80	204.00	341.00	614.00
<b>Dover</b>	<i>CWDOVE</i>	11.00	18.35	31.40	146.50	244.00	440.00
<b>Dover Sand</b>	<i>CWDOVES</i>	10.95	18.25	31.30	145.50	243.00	438.00
<b>Half &amp; Half</b>	<i>WC382</i>	15.20	25.30	43.40	202.00	337.00	608.00
<b>Whitestone</b>	<i>CWWHIT</i>	10.05	16.75	28.70	133.50	223.00	402.00

Clays may be combined for quantity pricing



# Moist Clay

ALL COLORS ARE CLOSE REPRESENTATIONS

















<b>STONEWARE High Fire Clays Firing range Cone 8-10</b> <small>Denotes Clays Manufactured by Mile Hi Ceramics Shrinkage &amp; Absorption rates may vary</small>		Oxidation Color	Reduction Color
<b>48-S CW48S</b> (Cone 8-10) This is an all-purpose clay, low in thermal expansion and ideal for hand modeling or wheel work Texture-Medium Coarse, Shrinkage-13% , Absorption @^6 1.2%			
Tan	Toasty Tan		
<b>4010 CW4010</b> (Cone 8-10) has a great firing range, and is used often by schools for use with commercial low fire glazes. 4010 is a nice high fire throwing body Texture-Medium Coarse, Shrinkage-12.5% , Absorption 0.4 %			
Buff	Lt Gray Brown		
<b>Amador WC370</b> Cone 8-10 Texture-Med. Coarse, Shrinkage-12% , Absorption 1.3%			
Lt Buff	Orange/Brn		
<b>Biz Bod CWBIZB</b> (Cone 8-10) A smooth, light firing stoneware body developed for salt firing with excellent strength and plasticity. Texture-Smooth, Shrinkage-13% , Absorption 0.25% <b>Biz Bod P'Clay CWBIZBPC</b> Extend your working time by allowing your P'Clay pieces to dry, then re-wet and work again. Stronger green ware allows for large pieces & a lighter weight after firing. Take Biz Bod P'Clay beyond normal limits Tex.- Slightly Coarse, Shrink.-13% Absprb.- 1.9%			
Buff	Lt. Brown		
<b>Bristlecone CWBRIST</b> (Cone 8-10) Colorado's oldest Bristlecone pine tree is on Pikes Peak and is estimated to be over 2000 years old. This stoneware formula offers light to moderate iron spots in reduction firing that resembles the age of its name. An excellent wood-fire body. Texture-Medium Coarse, Shrinkage-12.5% , Absorption 0.2%			
Lt Buff	Speck.Dk. Brn.		
<b>CN-1 CWCNI</b> (Cone 8-10) Our most popular school stoneware. The slightly coarse texture makes this body suitable for small or large pieces and studio or school use Texture-slightly Coarse, Shrinkage-13% , Absorption 0.7%			
Buff Gray	Med. Brown		
<b>Cedar CWCEDA</b> (Cone 8-10) Cedar is dark reddish brown in reduction firing or cream colored in oxidation. It is smooth with excellent plasticity Texture-Smooth, Shrinkage-13% , Absorption 0.28%			
Cream	Dk Red Brown		
<b>Huckleberry CWHYCK</b> (Cone 8-10) A medium gray firing stoneware formula that offers excellent versatility. Texture-Medium Coarse, Shrinkage-13% , Absorption 0.4 %			
Buff	Lt Brown Gray		
<b>Mountain Stone CWMOUN</b> (Cone 8-10) As the name implies this stoneware body produces moderate iron spots that can enhance many glazes. The strong look and texture radiates beauty unglazed. Mountain Stone is very plastic clay with good strength Texture-Medium Coarse, Shrinkage-12.5% , Absorption 0.26%			
Cream	Sp Md Red Brn		
<b>Rod's Bod WC823</b> Cone 8-10 Texture-Med Coarse, Shrinkage-14% , Absorption 1.2%			
Buff	Sp Md. Red Brn		

Pricing for Stoneware High Fire Clays Firing range Cone 6-10	Name	Cat Ref	25 lb	50 lb	100 lb	500 lb	1000 lb	2000 lb
	48-S	CW48S	13.60	22.65	38.80	181.00	302.00	544.00
	4010	CW4010	9.85	16.40	28.10	131.00	219.00	394.00
	Amador	WC370	12.85	21.40	36.70	171.00	285.00	514.00
	Biz Bod	CWBIZB	11.75	19.60	33.60	156.50	261.00	470.00
	Biz Bod P'Clay	CWBIZBPC	15.90	26.50	45.40	211.50	353.00	636.00
	Bristlecone	CWBRIST	10.20	17.00	29.10	135.50	226.00	408.00
	CN-1	CWCNI	10.45	17.40	29.80	139.00	232.00	418.00
	Cedar	CWCEDA	15.50	25.80	44.30	206.00	344.00	620.00
	Huckleberry	CWHUCK	9.85	16.40	28.10	131.00	219.00	394.00
	Mountain Stone	CWMOUN	11.15	18.60	31.80	148.50	248.00	446.00
Rod's Bod	WC823	12.95	21.55	37.00	172.00	287.00	518.00	
Soldate 60	WC843	12.95	21.55	37.00	172.00	287.00	518.00	










# Moist Clay

ALL COLORS ARE CLOSE REPRESENTATIONS

<b>Porcelain</b> Clays Firing range Cone 5-7 & Cone 8-10  Denotes Clays Manufactured by Mile Hi Ceramics Shrinkage & Absorption rates may vary		Oxidation	Reduction
 <b>Aspen Porcelain</b> <i>CWASPE</i> (Cone 5-7) This fine, very translucent porcelain was developed as an alternative to Cone 10 firing porcelains. Aspen responds well to hand modeling or wheel work. Texture-Smooth, Shrinkage-15% , Absorption 0.28%		 White	 White
 <b>P60S Porcelain</b> <i>CWP60S</i> (Cone 8-10) is porcelain formulated for large handbuilt or wheel thrown pieces. It is very translucent, white porcelain Texture-Smooth, Shrinkage-15% , Absorption 0.22%		 White	 White
 <b>Babu Porcelain</b> <i>CWBABU</i> (Cone 8-10) is grolleg porcelain with the qualities similar to white stoneware but is translucent Texture-Smooth, Shrinkage-15% , Absorption 0.20%		 Translucent White	 Translucent White
<b>Coleman</b> <i>COLEMAN</i> (Cone 8-10) is a porcelain body developed by Tom Coleman. Excellent glaze fit, translucent when thin and great for large pieces. Texture-Smooth, Shrinkage-15%		Translucent White	Translucent White
 <b>Jiki Porcelain</b> <i>CWJIKI</i> (Cone 8-10) means Fine Porcelain. This clay is the ultimate in translucent porcelain. Jiki our finest porcelain - fires translucent white. Texture-Smooth, Shrinkage-15% , Absorption 0.20%		 Translucent White	 Translucent White
 <b>Zen Porcelain</b> <i>CWZEN</i> (Cone 8-10) our most popular porcelain. Zen porcelain combines grolleg and #6 tile clay. Zen is extremely plastic with strong characteristics and is beautifully translucent when thrown thin Text.-Smooth, Shrink-15% , Absorp 0.20%		 Translucent White	 Translucent White

	Name	Cat Ref	25 lb	50 lb	100 lb	500 lb	1000 lb	2000 lb
Pricing for Porcelain	<b>Aspen Porcelain</b>	<i>CWASPE</i>	22.15	36.90	63.30	294.50	492.00	886.00
	<b>P60S Porcelain</b>	<i>CWP60S</i>	18.30	30.50	52.30	243.50	406.00	732.00
	<b>Babu Porcelain</b>	<i>CWBABU</i>	19.35	32.25	55.30	257.50	430.00	774.00
	<b>Coleman Porcelain</b>	<i>COLEMAN</i>	27.50	45.80	78.50	366.00	611.00	1100.00
	<b>Jiki Porcelain</b>	<i>CWJIKI</i>	21.10	35.15	60.30	280.50	468.00	844.00
	<b>Zen Porcelain</b>	<i>CWZEN</i>	18.55	30.90	53.00	246.50	412.00	742.00

<b>SCULPTURE, TILE AND MURAL</b> Clays  Denotes Clays Manufactured by Mile Hi Ceramics Shrinkage & Absorption rates may vary		Oxidation	Reduction
 <b>Slab &amp; Sculpture</b> <i>CWSLAB</i> (Cone 8-10) An incredibly strong clay, often referred to as the clay with the strength of iron. Very coarse, buff in oxidation, rust brown in reduction. Our best sculpture body. Tex.-Very Coarse, Shrink-10% , Absorp 2%		 Rust	 Speck Dk Red
 <b>Quarry</b> <i>CWQUAR</i> (Cone 06-2) An impressive, very coarse clay, great for press molds, sculpture work, or architectural Terra Cotta Texture-Very Coarse, Shrinkage-10%		 Off White	 Lt Gray Brown
<b>Wed</b> <i>EM217</i> (non fired) This clay has been specifically formulated to be smooth and slow drying for modeling. WED is commonly used by PV and Movie studios.DO NOT FIRE		Non-Fired	Non-Fired

Pricing for SCULPTURE, TILE AND MURAL Clays							
Name	Cat Ref	25 lb	50 lb	100 lb	500 lb	1000 lb	2000 lb
<b>Slab &amp; Sculpture</b>	<i>CWSLAB</i>	10.70	17.85	30.60	142.50	238.00	428.00
<b>Quarry</b>	<i>CWQUAR</i>	10.30	17.15	29.40	137.00	229.00	412.00
<b>Wed</b>	<i>EM217</i>	14.35	23.90	41.00	191.00	319.00	574.00



# Dry Clay Bodies

<b>DRY CLAY PRICES</b>	<i>Cat Ref</i>	<b>50 lb</b>	<b>100 lb</b>	<b>500 lb</b>	<b>1000 lb</b>	<b>2000 lb</b>
<b>2002 DRY</b>	<i>CD2002</i>	19.50	33.40	155.50	260.00	468.00
<b>2002 GROG DRY</b>	<i>CD2002G</i>	19.50	33.40	155.50	260.00	468.00
<b>4010 DRY</b>	<i>CD4010</i>	18.75	32.10	149.50	250.00	450.00
<b>48S DRY</b>	<i>CD48S</i>	26.40	45.30	211.00	352.00	634.00
<b>ASH DRY</b>	<i>CDASH</i>	34.65	59.40	276.50	462.00	832.00
<b>ASPEN DRY</b>	<i>CDASPE</i>	43.75	75.00	349.00	583.00	1050.00
<b>BABU DRY</b>	<i>CDBABU</i>	38.05	65.30	304.00	507.00	914.00
<b>BIZ BOD DRY</b>	<i>CDBIZB</i>	22.55	38.70	180.00	301.00	542.00
<b>BRISTLECONE DRY</b>	<i>CDBRIS</i>	19.50	33.40	155.50	260.00	468.00
<b>CEDAR DRY</b>	<i>CDCEDA</i>	30.25	51.80	241.50	403.00	726.00
<b>CHESTNUT DRY</b>	<i>CDCHES</i>	21.90	37.60	175.00	292.00	526.00
<b>CN1 DRY</b>	<i>CDCNI</i>	20.00	34.30	159.50	266.00	480.00
<b>CT3 DRY</b>	<i>CDCT3</i>	20.60	35.30	164.50	274.00	494.00
<b>CT3 GROG DRY</b>	<i>CDCT3G</i>	20.60	35.30	164.50	274.00	494.00
<b>DOVER DRY</b>	<i>CDDOVE</i>	21.15	36.30	169.00	282.00	508.00
<b>DOVER SAND DRY</b>	<i>CDDOVES</i>	21.00	36.00	167.50	280.00	504.00
<b>FLAGSTONE DRY</b>	<i>CDFLAG</i>	21.80	37.40	174.00	291.00	524.00
<b>HEARTHSTONE DRY</b>	<i>CDHEAR</i>	21.55	37.00	172.00	287.00	518.00
<b>HICKORY DRY</b>	<i>CDHICK</i>	18.90	32.40	151.00	252.00	454.00
<b>HUCKLEBERRY DRY</b>	<i>CDHUCK</i>	18.85	32.30	150.50	251.00	452.00
<b>JIKI DRY</b>	<i>CDJIKI</i>	41.65	71.40	332.50	555.00	1000.00
<b>KODIAK DRY</b>	<i>CDKODI</i>	24.65	42.30	197.00	329.00	592.00
<b>KYAN DRY</b>	<i>CDKYAN</i>	18.75	32.10	149.50	250.00	450.00
<b>MOUNTAIN STONE DRY</b>	<i>CDMOUN</i>	21.40	36.70	171.00	285.00	514.00
<b>P60S DRY</b>	<i>CDP60S</i>	35.90	61.50	286.50	478.00	862.00
<b>QUARRY DRY</b>	<i>CDQUAR</i>	19.65	33.70	157.00	262.00	472.00
<b>RED ROCK DRY</b>	<i>CDREDR</i>	27.25	46.70	217.50	363.00	654.00
<b>RED ROCK GROG DRY</b>	<i>CDREDRG</i>	24.15	41.40	193.00	322.00	580.00
<b>SLAB AND SCULPTURE DRY</b>	<i>CDSLAB</i>	20.50	35.10	163.50	273.00	492.00
<b>WHITE STONE DRY</b>	<i>CDWHIT</i>	19.15	32.80	153.00	255.00	460.00
<b>WILLOW DRY</b>	<i>CDWILL</i>	22.05	37.80	176.00	294.00	530.00
<b>WILLOW GROG DRY</b>	<i>CDWILLG</i>	20.10	34.40	160.50	268.00	482.00
<b>ZEN DRY</b>	<i>CDZEN</i>	36.50	62.50	291.50	486.00	876.00
<b>CASHMERE SLIP DRY</b>	<i>MHCSD</i>	18.65	32.00	149.00	249.00	448.00
<b>SUPERBLEND SLIP DRY</b>	<i>MHSB</i>	13.10	21.80	174.00	291.00	524.00
<b>MOROCCAN SAND SLIP DRY</b>	<i>CN304</i>	16.00	30.00			



# Dry Clay

Dry Clay	CAT REF#	1 lb	5 lb	10 lb	25 lb	50 lb	100 lb	500 lb	1000 lb	2000 lb
Ajax P	AJAXP	2.00	5.50	8.50	13.00	<b>20.00</b>	32.00	135.00	250.00	480.00
Alberta Slip	RCALSL	5.00	20.00	35.50	62.00	<b>100.00</b> /44#	185.00 /88#	N/A	N/A	N/A
Bentone MA	EL-BEMAB	9.50	42.60	77.50	177.50	<b>327.50</b>	N/A	N/A	N/A	N/A
Bentonite	BENTONITE	1.00	3.00	4.00	6.00	10.00	<b>17.00</b>	65.00	120.00	200.00
Bell's Ball Clay	BELL DARK	1.00	2.00	3.00	6.00	<b>9.00</b>	16.00	70.00	135.00	260.00
Calcined Kaolin (Glomax LL)	CALCINKA	1.00	4.00	7.00	13.00	<b>22.00</b>	40.00	190.00	360.00	695.00
C & C Ball Clay	CCABAG	1.00	3.00	4.00	6.00	10.00	<b>17.00</b>	72.00	132.00	250.00
Champion Ball Clay	CHAMPABAG	1.00	3.00	4.00	6.00	10.00	<b>17.00</b>	72.00	132.00	250.00
Custer (Potash) Feldspar	CUSTER	2.00	3.50	4.50	8.00	<b>13.00</b>	20.00	87.00	160.00	300.00
Flint (Silica)	SILCOSIL 90	2.00	4.00	6.00	11.00	<b>18.00</b>	<b>28.00</b>	110.00	187.00	360.00
Flint Imsil 325	CHIMFL	3.00	10.00	15.00	28.00	<b>47.00</b>	81.00	N/A	N/A	N/A
Florida Kaolin (EPK)	FLORIDA KAOLIN	2.00	5.00	8.00	15.00	<b>22.00</b>	32.00	130.00	235.00	425.00
Foundry Hill Cream	NEWFHC	1.00	2.50	3.50	<b>6.50</b>	11.00	18.50	87.00	160.00	300.00
G200 Feldspar (Potash)	RCG200	2.00	5.50	8.00	11.00	21.00	37.00	160.00	300.00	N/A
DB Float (Georgia Kaolin)	Z101040	1.00	2.00	3.00	6.50	<b>11.00</b>	18.00	80.00	145.00	270.00
Goldart	GOLDART	2.00	3.00	4.00	8.50	<b>14.00</b>	23.00	100.00	178.00	325.00
Gold Label Ball Clay	GOLDLABEL	1.00	3.00	4.00	6.00	<b>10.00</b>	16.00	71.00	135.00	260.00
Grolleg	GROLLEG	3.00	9.50	16.00	34.00	<b>58.00</b> /55#	98.00 /110#	378.00 /495#	N/A	N/A
Hawthorn Bond Fireclay 50 Mesh	RCHA50M	2.00	5.50	8.00	12.00	18.00	<b>28.00</b>	125.00	220.00	400.00
Hawthorn Bond Fireclay 35 Mesh	RCHA35M	1.50	4.00	5.50	8.00	12.00	<b>19.00</b>	88.00	160.00	300.00
Helmar Kaolin	RCHEKA	2.00	5.00	8.00	15.00	<b>23.00</b>	40.00	185.00	N/A	N/A
Huntington Clay	RCHUNTING	1.50	3.50	4.50	6.50	<b>11.00</b>	18.50	88.00	160.00	300.00
Kentucky Ball OM4	OM4	2.00	4.00	5.50	10.00	<b>15.00</b>	23.00	98.00	160.00	300.00
Kentucky Special	KENTUCKY BALL	2.00	4.00	6.50	11.00	<b>16.00</b>	26.00	110.00	190.00	N/A
Kentucky Stone	KENTUCKY	1.00	3.00	4.00	6.00	<b>10.00</b>	18.00	80.00	145.00	270.00
Kona F4 (Soda Feldspar)	RCKOF4	1.00	2.50	4.00	8.50	<b>14.00</b>	23.00	100.00	185.00	350.00
KT-1-4 Ball	KT 14	1.00	3.00	4.50	7.50	<b>12.00</b>	19.00	80.00	143.00	270.00



# Dry Clay, Grog & Sand

<b>DRY CLAY</b>	<b>CAT REF #</b>	<b>1 lb</b>	<b>5 lb</b>	<b>10 lb</b>	<b>25 lb</b>	<b>50 lb</b>	<b>100 lb</b>	<b>500 lb</b>	<b>1000 lb</b>	<b>2000 lb</b>
<b>Lincoln Fireclay 60</b>	100010897	1.00	3.00	4.00	6.00	10.00	<b>17.00</b>	72.00	132.00	250.00
<b>MH 77 Ball Clay</b>	FC340	N/A	N/A	N/A	N/A	<b>9.50</b>	17.00	72.00	132.00	250.00
<b>Nepheline Syenite</b>	NEPHSY	2.50	7.00	11.13	17.38	<b>25.20</b>	44.50	206.00	383.00	N/A
<b>Newman #7</b>	NEWMAN	1.00	3.00	4.00	8.50	14.00	<b>23.00</b>	100.00	178.00	325.00
<b>Newman Red</b>	100012238	1.50	3.50	5.00	10.75	<b>18.25</b>	31.00	131.00	223.00	380.00
<b>Old Hickory # 5 Ball Clay</b>	HC-52	1.00	3.00	4.00	6.00	<b>10.00</b>	16.00	67.00	125.00	230.00
<b>Pioneer Kaolin</b>	PIONEER	1.00	2.00	4.00	8.00	<b>13.00</b>	20.00	88.00	160.00	300.00
<b>PV Clay</b>	PV CLAY	2.00	4.00	5.50	10.00	<b>15.00</b>	23.00	98.00	172.00	325.00
<b>Red Art</b>	REDART	1.00	4.00	5.50	8.00	<b>15.00</b>	24.00	105.00	187.00	340.00
<b>Sheffield</b>	RCSHEF	2.00	8.00	12.00	22.00	35.00	<b>60.00</b>	270.00	N/A	N/A
<b>Starcast Ball Clay</b>	RCSTBA	1.00	3.00	4.00	6.00	<b>10.00</b>	17.00	72.00	132.00	250.00
<b>Talc- Cal Talc 200</b>	CT30	1.50	4.00	5.50	10.00	<b>15.00</b>	23.00	98.00	172.00	325.00
<b>Pioneer 2882</b>	PIONEER 2882	1.00	2.00	4.00	8.00	<b>13.00</b>	20.00	88.00	160.00	300.00
<b>Pioneer 4388</b>	PIONEER 4388	1.00	2.00	4.00	8.00	<b>13.00</b>	20.00	88.00	160.00	300.00
<b>Tennessee Ball ( SPG 1)</b>	TENNESSEE BALL	1.00	3.00	4.00	6.00	<b>10.00</b>	17.00	72.00	132.00	250.00
<b>#6 Tile Clay</b>	Z201148	2.00	5.00	8.00	15.00	<b>22.00</b>	32.00	130.00	235.00	425.00
<b>XX Sagger</b>	XXSAGGER	2.00	4.00	5.50	8.00	<b>15.00</b>	24.00	105.00	187.00	340.00
<b>Grog &amp; Sand</b>	<b>CAT REF #</b>	<b>1 lb</b>	<b>5 lb</b>	<b>10 lb</b>	<b>25 lb</b>	<b>50 lb</b>	<b>100 lb</b>	<b>500 lb</b>	<b>1000 lb</b>	<b>2000 lb</b>
<b>Kyanite 35, 48 Mesh</b>	RCKY35, RCKY48	1.00	3.50	5.50	10.00	<b>15.00</b>	23.00	98.00	185.00	350.00
<b>Molochite 30-80 Mixed Mesh</b>	RCMO3080	2.50	9.00	15.00	30.00	<b>58.00</b> /55#	92.00 /110#	N/A	N/A	N/A
<b>Molochite Grog 30 or 120 Mesh</b>	RCMO120	2.00	8.00	13.00	25.00	<b>43.00</b> /55#	75.00 /110#	N/A	N/A	N/A
<b>Mulcoa 20 or 35 Mesh Grog</b>	MULCOA47 35M	1.00	3.00	5.00	10.00	16.50	<b>29.50</b>	136.70	256.00	482.00
<b>Mulcoa 200 Mesh Grog</b>	MULCOA47- 200M	N/A	N/A	N/A	N/A	22.00	<b>35.00</b>	145.00	N/A	N/A
<b>Mullite 35 Mesh</b>	RCMULL	2.50	6.00	9.00	19.00	32.00	<b>57.00</b>	275.00	N/A	N/A
<b>Mullite 100 Mesh</b>	CHMU100	N/A	N/A	N/A	N/A	35.00	<b>65.00</b>	300.00	N/A	N/A
<b>Sand 16,30,50,70,90</b>	RCSA	1.50	3.00	4.00	8.50	13.50	21.00	86.25	157.25	295.00

**Bold denotes Standard Bag Weight**  
 Dry Materials MAY NOT Be Combined for Quantity Pricing



# Clay Slip - Earthenware

## WHAT IS SLIP?

Slip is a liquid form of clay. It may be used in plaster molds to achieve various greenware shapes, as a decorating tool or to attach clay to wet greenware

Slip is comprised of talc, ball clay and feldspar flux. These ingredients are gathered from natural quarries found in the United States and are the basic component of all slips manufactured today.

Mile Hi Ceramics manufactures a preblended, ready to use slip available in 2-gallon boxes or 5 gallon buckets, as well as a preblended dry mixture or the dry components for you to blend large quantities yourself.

## LIQUID EARTHENWARE SLIP

### White Earthenware Slip *MHES* Cone 06-02

This slip is extremely versatile, easy to cast and has been used in the Rocky Mountain area long enough to become the standard. It sets up well, cleans with ease, and fires bright white

Price per Gallon					Available in 2-gallon cartons with plastic liners., for in-store orders Minimum order is 2 gallons. Add 2.50 for gallon containers or 8.50 for 5 gallon container
2-6 3.65	8-12 3.55	14-26 3.45	28-98 3.35	100+ 3.25	
MHES5 5 gallon bucket - \$2.95 per gallon+ bucket					

## DRY EARTHENWARE SLIP

### Superblend White Earthenware

*MHES* Cone 06-02

Superblend is a superior blend of clays with excellent set-up and release times. It will not saturate your molds, so you can produce more items per day. This slip is dry, preblended and ready to be mixed with water and chemicals.

Price	50#	\$ 20.50
	100#	35.50
	500#	158.00
	1000#	291.00
	2000#	548.00
	5000#	1295.00

### Mixing Instructions for Superblend and Dry Slips

#### Basic Formula

<b>Clay</b>	<b>50#</b>
Water	2.75 gal.
Barium Carb	3-4 fluid oz.
Sodium Carb	3-4 fluid oz.
Sodium Silicate	2-2.5 fluid oz

or

<b>Clay</b>	<b>100#</b>
Water	5.5 gal.
Barium Carb	6-8 fluid oz.
Sodium Carb	6-8 fluid oz.
Sodium Silicate	4-5 fluid oz

1. Measure water into tank.
2. Measure sodium carbonate and add to water
3. Add one half total clay amount
4. Measure Sodium silicate, dilute with an equal amount of water. Add 50% of this mixture
5. Mix for one hour.
6. Add the remainder of your dry clay and sodium silicate as needed to keep clay fluid (Do not overdose)
7. Measure barium and add to mixture (optional)
8. Mix 3-5 hours and TEST

*Note: Barium Carbonate is toxic. It is an optional deflocculant that neutralizes sulfur. Use only if your slip needs deflocculation after your final test. Mix 1# barium with 1 gallon water*

# Slip

## TESTING

**UNIFORMITY:** Test for set up and pour out times. Cut your piece in half and compare thickness at the top and bottom

**VISCOSITY:** Test the slip density using a viscometer. Flow rate should be under 30 seconds

**WEIGHT:** Using a hydrometer to test the specific gravity (weight) adjust water to readings between 1.72-1.84

*Use Sodium Silicate sparingly, as over deflocculation cannot be corrected. Do not add more sodium silicate than recommended. If you have used the maximum amount and your slip batch is not flowing as expected. Darvan may be used up to 1 oz per 100 lb.*

#### Helpful Hints

*Freezing does not harm slip, but it is not recommended because of the prolonged mixing required to bring it back to its original smoothness. It is wise to pour slip into another container before using to make sure no dried clay has flaked into the usable portion. Straining is also advised, if slip has dried around the edges of the container between uses.*



# Clay Slip - Stoneware & Porcelain

## LIQUID STONEWARE SLIP

**Cashmere Stoneware** *MHSC* Cone 5-6  
Absolutely the most superior stoneware casting slip available. Fires to a beautiful cashmere color

1-11 gal	12-23 gal	24+ gal
6.75/gal	6.25/gal	5.75/gal

## Seeley's Stoneware Slip *SS03*

Cone 5-6 Beautiful and smooth

Color	1 box (2.5 Gal/box )	4 boxes (2.5 Gal/box )
White Stoneware	35.00/box	31.00/box

## DRY STONEWARE SLIP

**Cashmere** *MHCSD* Cone 5-6

The very best dry stoneware for casting. Fires to a beautiful cashmere color

50#	100#	500#	1000#	2000#
18.65	32.00	149.00	249.00	448.00

**Moroccan Sand** *CN304D* Cone 5-6

Durable Stoneware that fires light beige in oxidation atmosphere

Dry Slip	50#	100#
<i>CN304D</i>	16.00	30.00

## Basic Formula for Dry Slips , Moroccan Sand & Cashmere

Clay	50#	100#
Barium Carbonate	6.8gm	13.6gm
Soda Ash	13.6gm	27.2gm
Sodium Silicate	1.5-2.5oz	2.5-5oz
Water	2 gal	5 gal

See mixing instructions on previous page

## PORCELAIN SLIP

### BELL PORCELAIN SLIP

BP 102 Doll Flesh  
BP 104 Flesh  
BP 105 Shell Pink  
BP 106 French Antique  
BP 107 French Blush  
BP 109 Peach  
BP 110 Essex  
BP 115 Ivory Flesh  
BP 117 Oriental Flesh  
BP 120 Indian Flesh  
BP 123 Asian Flesh  
BP 124 Misty Cream  
BP 126 Regal Flesh  
CS 1000 CompoBell

Discontinued  
All colors  
\$5.00/gallon  
Limited supply and  
color selection

### GOLD MARQUE PORCELAIN SLIP

WA5001 BP 501 French Glow  
WA5002 BP 502 French Rose  
WA5003 BP 503 Champagne  
WA5004 BP 504 Native Bronze  
WA5005 BP 505 Cinnamon  
WA5006 BP 506 Azure White  
WA5007 BP 507 English Rose  
WA5008 BP 508 Desert Tan  
WA5009 BP 510 Tender Beige

Discontinued  
All colors  
\$5.00/gallon  
Limited supply and  
color selection

### SEELEY PORCELAIN SLIP

PS-100	French Bisque <i>ext range</i>	23.00	21.27	19.55
PS-1	French Bisque	23.00	21.27	19.55
PS-2	Bone White	23.00	21.27	19.55
PS-3	Pearl White	23.00	21.27	19.55
PS-6	Brown Velvet	27.25	26.25	25.50
PS-8	Dresden Flesh	25.00	23.12	21.25
PS-17	Lady White	23.00	21.27	19.55
PS-18	Ebony	25.50	24.50	23.75
PS-19	French Chocolate	25.50	24.50	23.75
PS-21	American Bisque	25.00	23.12	21.25
PS-23	Aztec Tan	25.00	23.12	21.25
PS-24	Nordic White	25.00	23.12	21.25
PS-25	Pure White	25.00	23.12	21.25
PS-26	Naturelle	25.00	23.12	21.25
PS-30	California Sunrise	23.00	21.27	19.55
PS-35	Alaska Bisque	19.00	17.57	16.15
PS-36	Georgia Peach	20.00	18.50	17.00
PS-50	Artist White	20.00	18.50	17.00

### PORCELAIN SLIP CASTING SUPPLIES

Porcelain Prop	<i>REN DBLNK#6</i>	6.50 per sq. ft..
Alumina Hydrate	<i>OC-2000</i>	3.50 per 1 lb.
Flint	<i>SILCOSIL 90</i>	2.00 per 1 lb.
Mesh Silica Sand	<i>RCSA9090</i>	1.00 per 1 lb.
Seeley's Thinner	<i>SST04</i>	6.25/ 4 oz

### CONTAINERS

Single 1 pint plastic jar w/lid	PINT1	1.75
Single 1 gallon plastic jar w/lid	BUCK1	3.00
Five gallon bucket w/ lid	<i>BUCK5</i>	11.50
Clay Boxes	<i>296216-0</i>	1.95
Clay Bags	<i>01MHCLBA</i>	.40

